

# STUDENT CONDUCT & DISCIPLINE

ANNUAL REPORT

2019-2020

# JDHS DISCIPLINE SUMMARY

Offense(63%)	19-20	18-19
Missed or skipped class	71(92)	54
Disruption to Education	26(34)	28
Disrespect to Staff	19(25)	20
Insubordination	19(25)	15
Electronic Device Violation	15(19)	14
Failed to Report to Detention	15(19)	17
Inappropriate Behavior	15(19)	5
Inappropriate Language	15(19)	12

Offense	19-20	18-19
Total	308(400)	332
DASA	4(5)	3
VADIR	1(1)	19

# JDMS DISCIPLINE SUMMARY

Offense(58%)	19-20	18-19
Inappropriate Behavior	54(70)	24
Late to Class	33(43)	38
Late to School	33(43)	62
Disruption to Education	25(32)	42
Electronic Device Violation	22(29)	24
Refused to Follow Directions	21(27)	16
Disrespectful to Staff	21(27)	30
Other Disruptive Incident	17(22)	51

Offense	19-20	18-19
Total	393(510)	538
DASA	5(7)	10
VADIR	0(0)	5

# JES DISCIPLINE SUMMARY

Offense(60%)	19-20	18-19
Inappropriate Behavior	24(31)	32
Physical Aggression towards a student	12(16)	26
Physical Aggression towards staff	10(13)	15
Insubordination	8(10)	17
Disrespect to staff	5(7)	21

Offense	19-20	18-19
Total	99(129)	111
DASA	0(0)	0
VADIR	0(0)	0

# MDES DISCIPLINE SUMMARY

Offense(80%)	19-20	18-19
Physical aggression towards student	11(14)	9
Other disruptive incident	8(10)	2
Physical aggression towards staff	6(8)	9
Inappropriate behavior	4(5)	8
Physical altercation	3(4)	0

Offense	19-20	18-19
Total	40(52)	45
DASA	1(1)	0
VADIR	0(0)	0

# TES DISCIPLINE SUMMARY

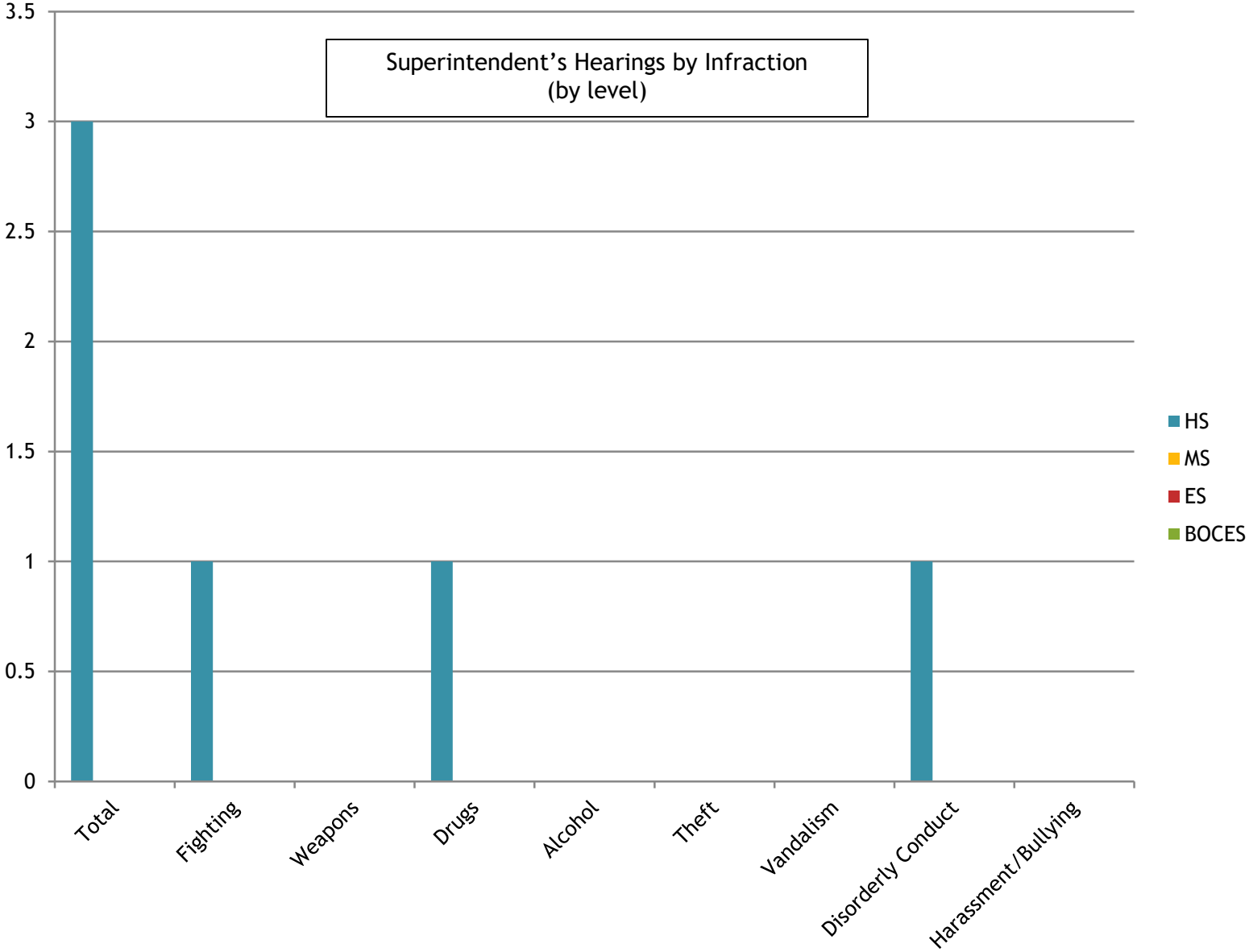
Offense(95%)	19-20	18-19
Physical aggression towards student	7(9)	6
Bus misconduct	5(7)	6
Refusal to work	3(4)	8
Refusal to follow directions	2(3)	14
Disruption to education	1(1)	4

Offense	19-20	18-19
Total	19	43
DASA	0(0)	0
VADIR	0(0)	0

# INFRACTIONS RESULTING IN SUPERINTENDENT'S HEARING

- ⦿ Drugs
- ⦿ Fighting
- ⦿ Disorderly Conduct

Superintendent's Hearings by Infraction  
(by level)

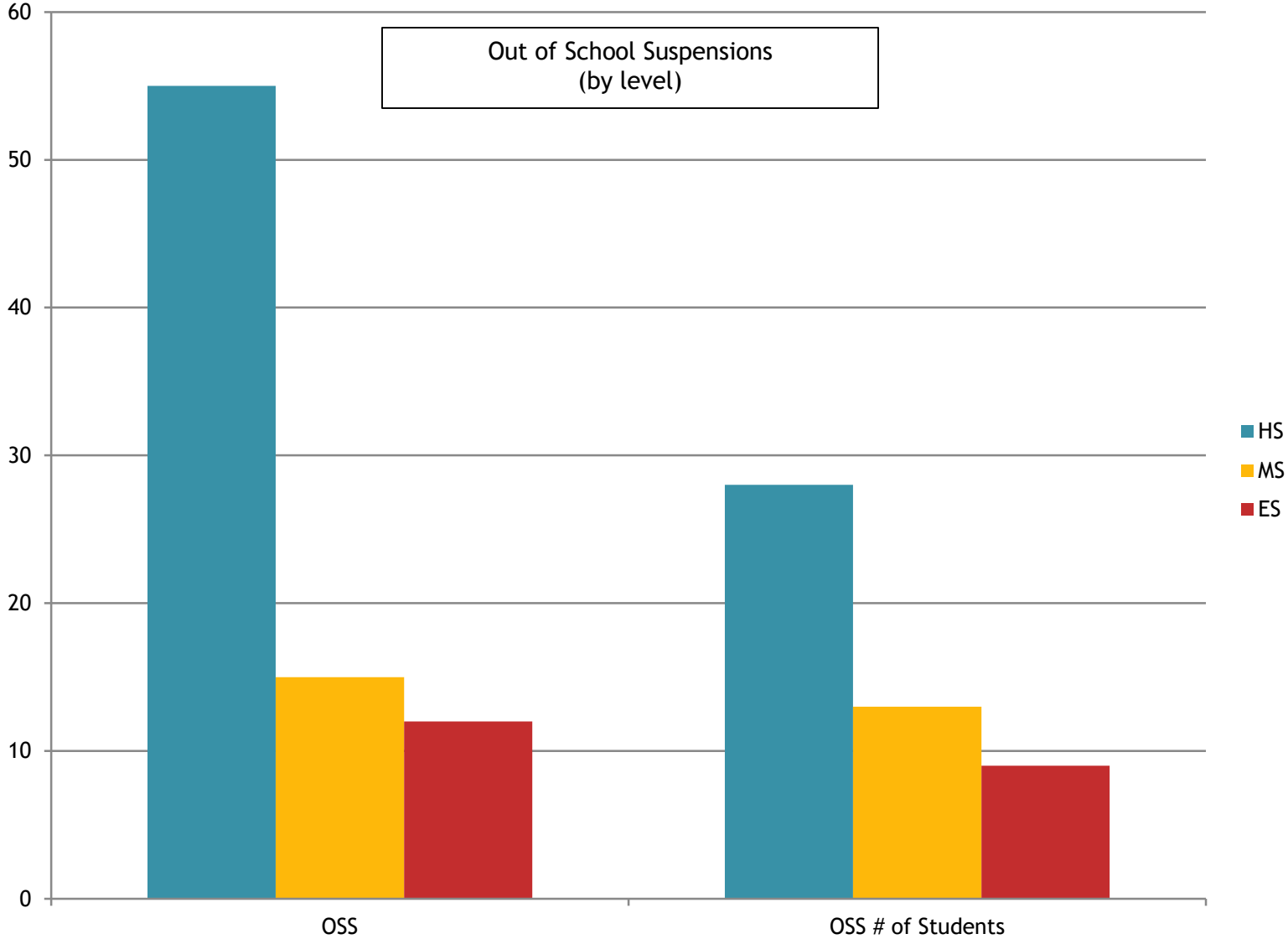




# INFRACTIONS RESULTING IN SUSPENSION

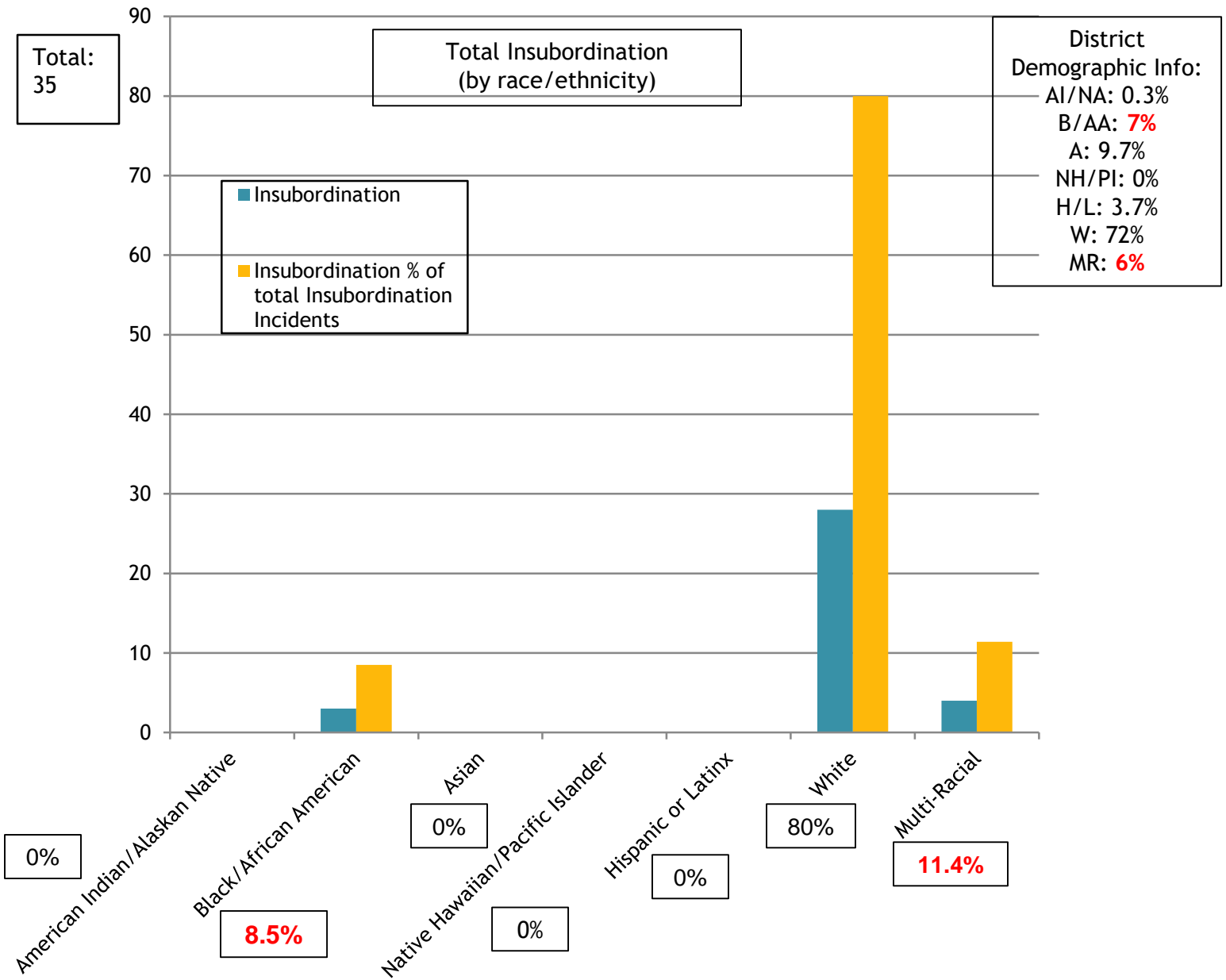
- ⦿ Alcohol/Drug Violations
- ⦿ DASA: discrimination, harassment, and/or bullying
- ⦿ DASA: cyberbullying
- ⦿ Disruption of Education
- ⦿ Physical aggression towards a student
- ⦿ Physical aggression towards staff
- ⦿ Physical Altercation
- ⦿ Assault with physical injury
- ⦿ Insubordination
- ⦿ Inappropriate Language
- ⦿ Missed or Skipped Class
- ⦿ Theft/Robbery
- ⦿ Tobacco Policy Violation
- ⦿ Other disruptive incident
- ⦿ Disrespectful to staff
- ⦿ Vandalism
- ⦿ Electronic device violation
- ⦿ Indecent exposure
- ⦿ Threats
- ⦿ Profanity or gestures directed at staff
- ⦿ Left class without permission
- ⦿ Left school without permission
- ⦿ Bus misconduct

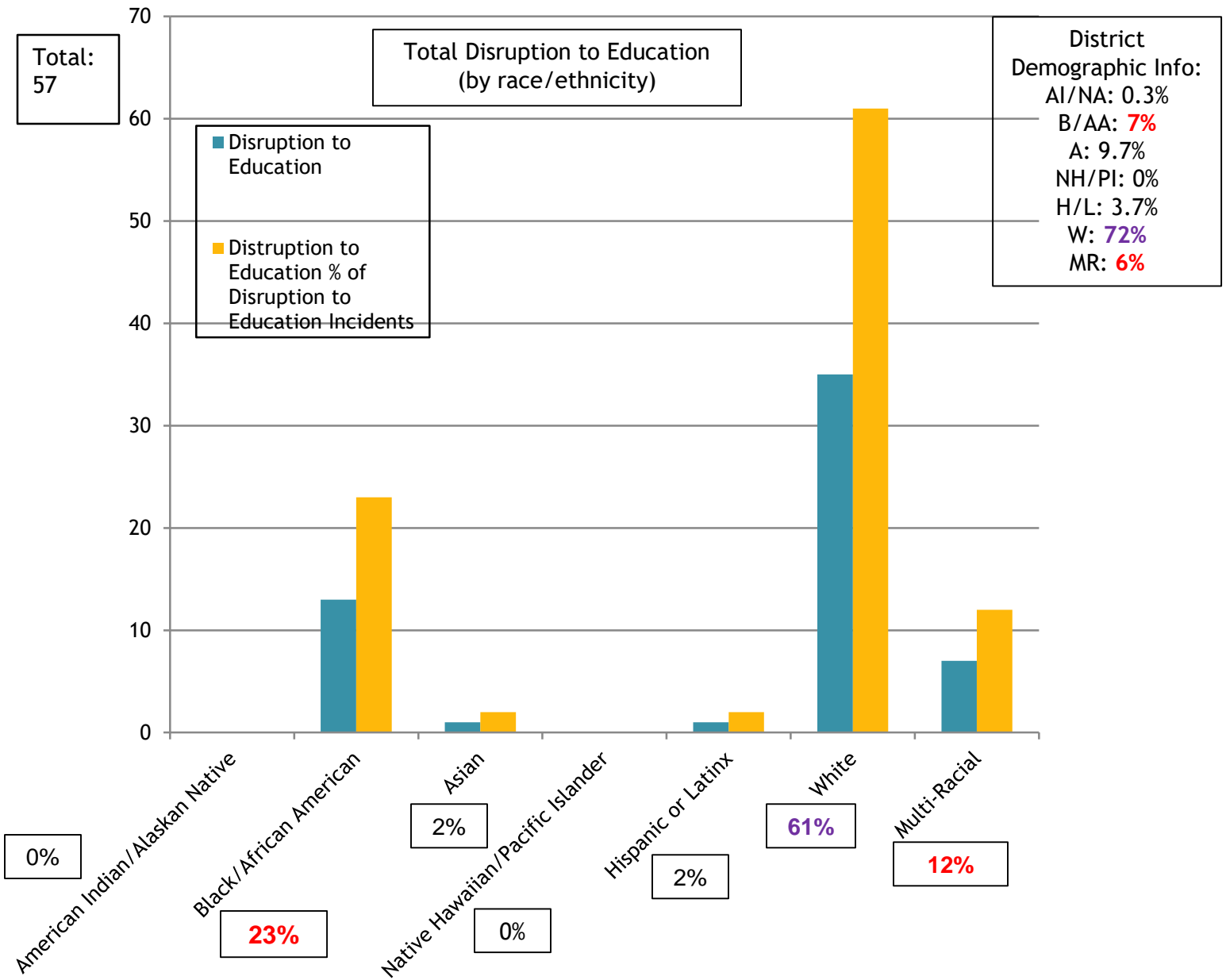
Out of School Suspensions  
(by level)



# EQUITY FOCUS ON OUTCOMES

1. Identify traditionally subjective offenses and investigate disproportionality
2. Identify a plan to increase the accuracy of our data
3. Identify a schedule for regular review



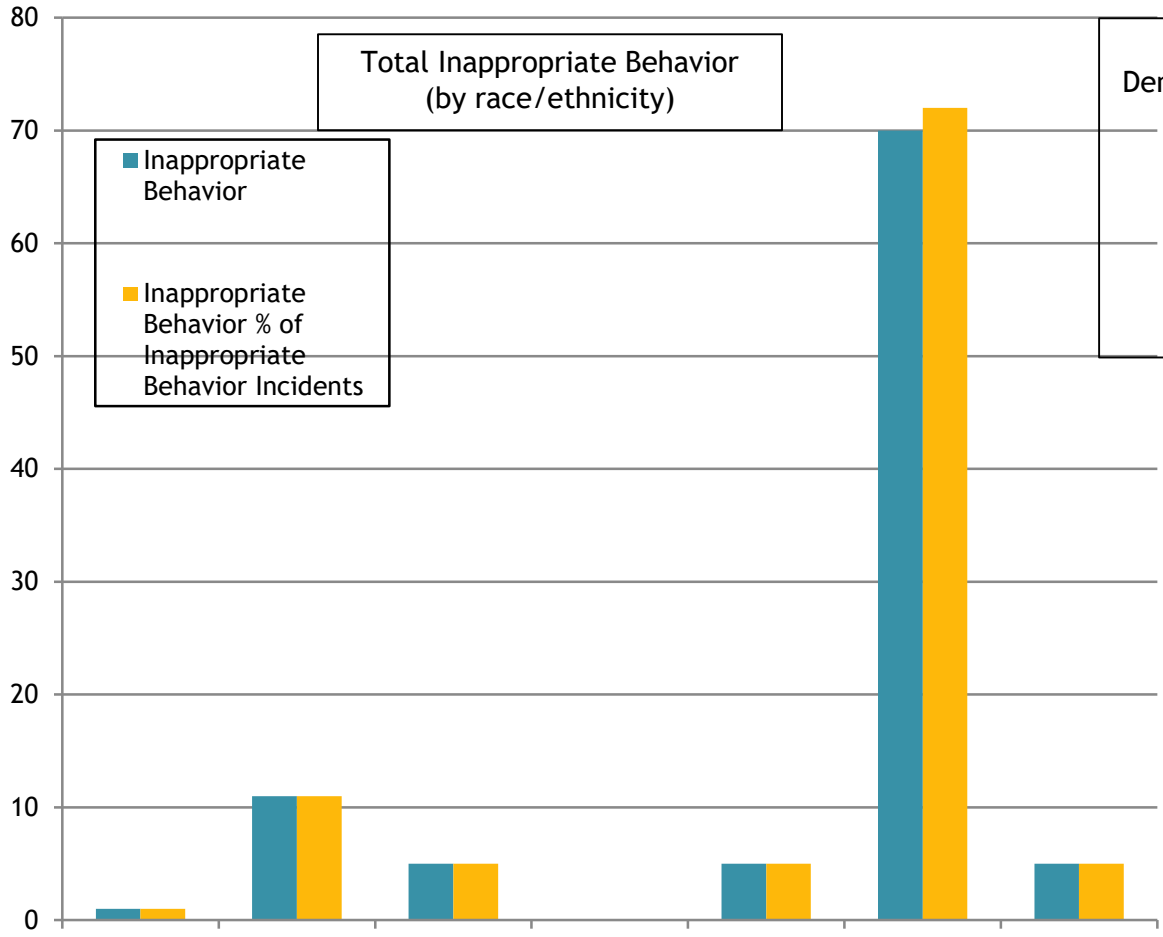


Total:  
97

Total Inappropriate Behavior  
(by race/ethnicity)

District  
Demographic Info:  
AI/NA: 0.3%  
B/AA: **7%**  
A: 9.7%  
NH/PI: 0%  
H/L: **3.7%**  
W: 72%  
MR: 6%

■ Inappropriate Behavior  
■ Inappropriate Behavior % of Inappropriate Behavior Incidents



1%

11%

5%

0%

5%

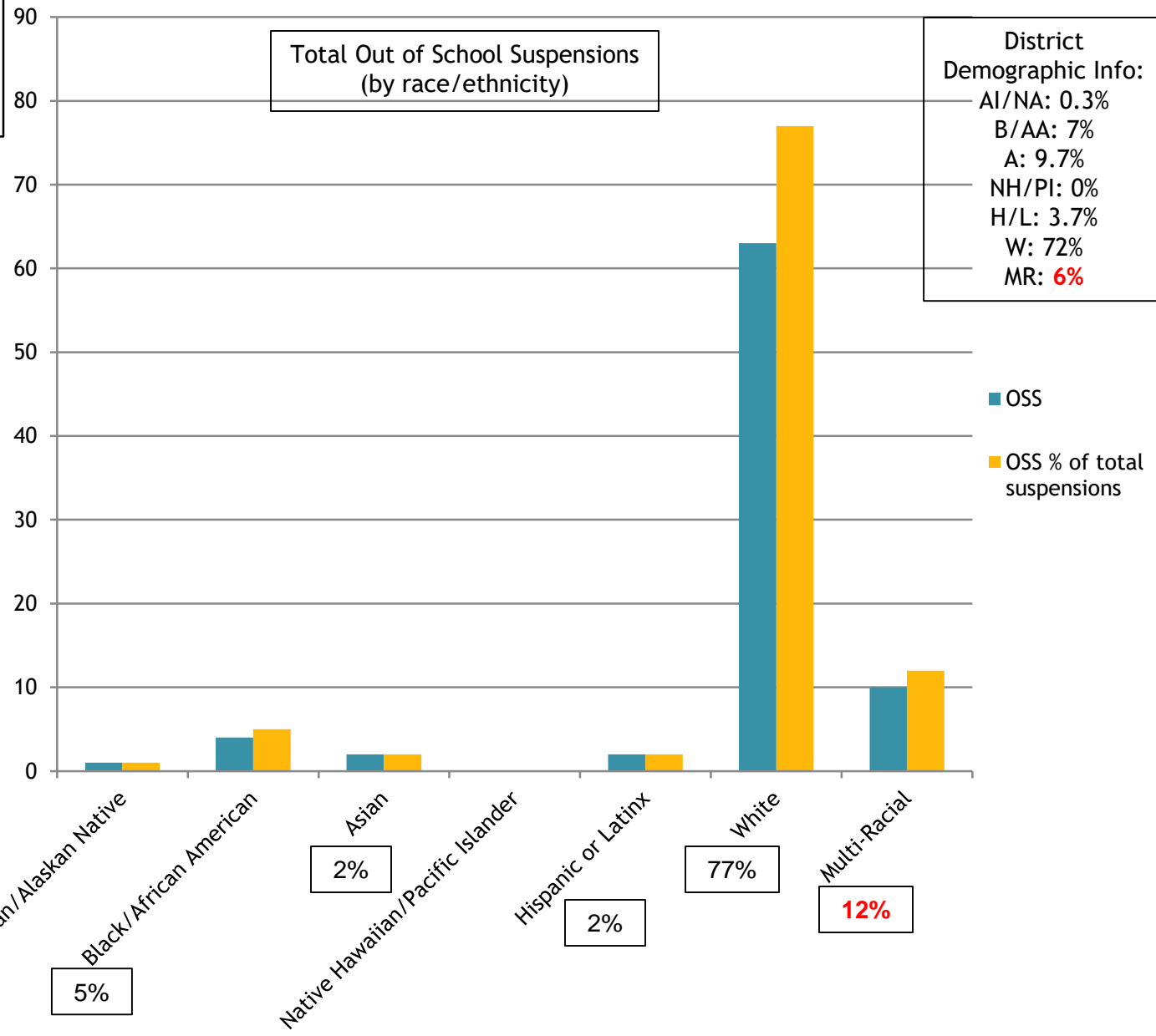
72%

5%

188(244)  
Total  
OSS  
days

Total Out of School Suspensions  
(by race/ethnicity)

District  
Demographic Info:  
AI/NA: 0.3%  
B/AA: 7%  
A: 9.7%  
NH/PI: 0%  
H/L: 3.7%  
W: 72%  
MR: 6%



1%

5%

2%

2%

77%

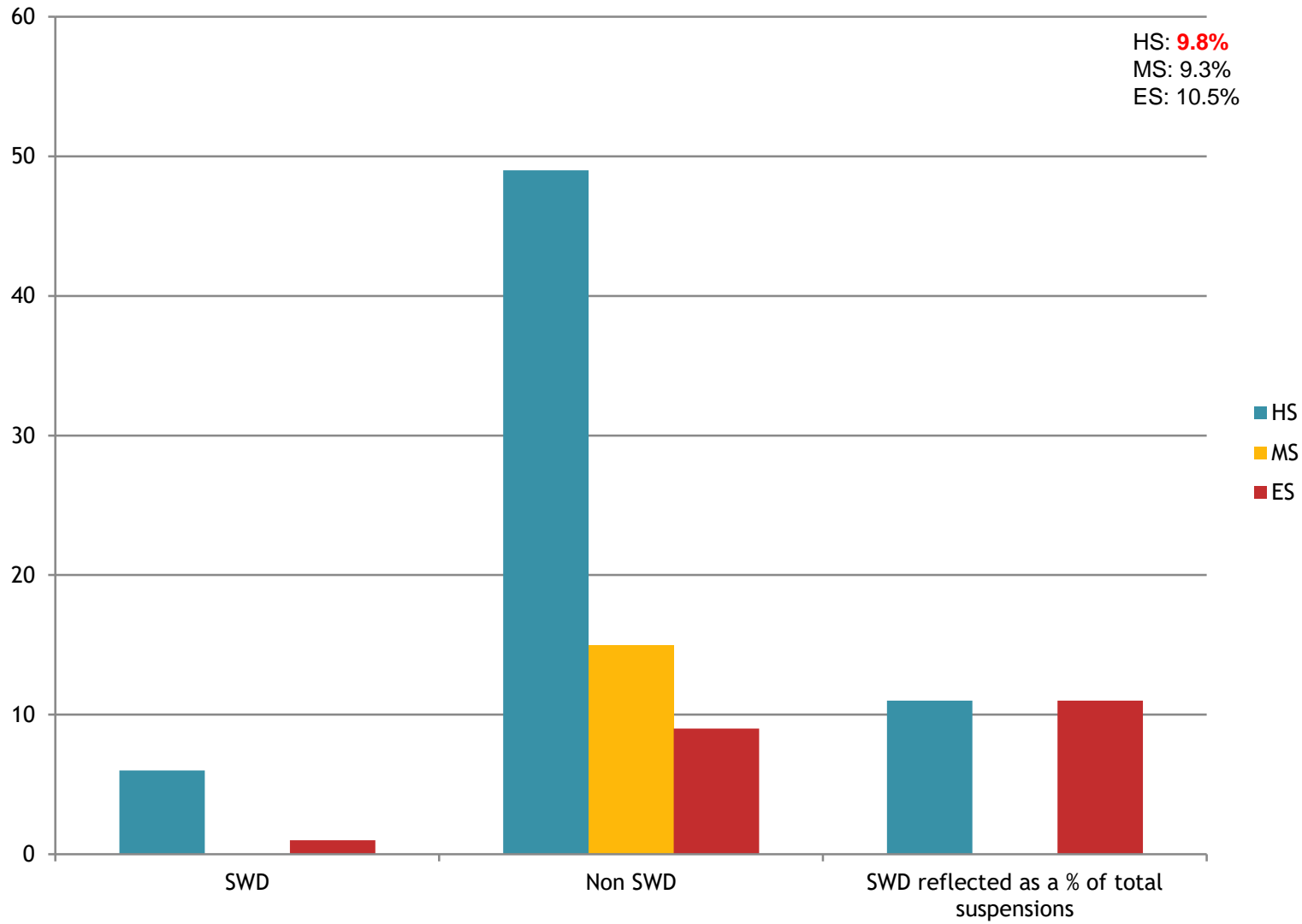
12%

■ OSS  
■ OSS % of total  
suspensions

Out of School Suspensions for SWD  
(by level)

SWD  
Demographics  
by Level:

HS: 9.8%  
MS: 9.3%  
ES: 10.5%





# SCHOOL RESOURCE OFFICER INFORMATION

## SUMMARY OF POLICE REPORTS

- Summary of SRO Reports -- October 2018 - February 2020
  - 21 total reports- Reports decreased for 19-20
  - 8 of these reports based on student issues outside of the school (4 each year)
- Reports by Year for J-D High School

2015-16	2016-17	2017-18	2018-19	2019-20*
19	14	15	14	7

# SCHOOL RESOURCE OFFICER INFORMATION

## STUDENT ARRESTS

### Arrests by Year

2015-16	2016-17	2017-18	2018-19	2019-20*
1	0	3	3	0

# TRENDS IN CODE OF CONDUCT VIOLATIONS

- ◉ Incidence of serious violations remains low
- ◉ Number of students involved in serious violations remains low
- ◉ There were no weapons violations this year
- ◉ Electronic device violations increased
- ◉ Incidents of drugs, alcohol and tobacco decreased
- ◉ Bus misconduct violations continue to decrease
- ◉ Incidents of missed or skipped class increased
- ◉ Incidents of disproportionality are apparent in insubordination, disruption to education and inappropriate behavior offenses

# TRENDS IN USE OF CONSEQUENCES

- ⦿ Number of superintendent's hearings decreased
- ⦿ HS suspensions remained similar and MS suspensions increased
- ⦿ Number of HS students suspended decreased and MS students suspended increased
- ⦿ Elementary suspensions decreased
- ⦿ Disproportionality is apparent in our multi-racial subgroup data for out of school suspension data

# SUPPORTS FOR STUDENT BEHAVIOR

- Preventative
  - Responsive Classroom/Positivity Project
  - Parent Communication
  - Counseling/Warnings
  - Work with Outside Agencies
  - Restorative Approach
- Punitive
  - Progressive Consequences
  - Parent Communication
- Educative
  - Support Upon Return
  - Parent Communication
  - Work with Outside Agencies

# FACTORS IN IMPROVING & MAINTAINING A POSITIVE SCHOOL CLIMATE

- ◎ **Culture of Wellness**
  - Emphasis on social emotional development
  - Start early with Responsive Classroom, The Positivity Project  
High expectations
  - Introduction of the BIMAS
- ◎ **Diversity, Equity & Inclusion**
  - Metro Center work on curriculum & school climate
  - Family involvement
  - Consistent enforcement
- ◎ **Curriculum & Programs**
  - Comprehensive curricular and extra-curricular programs
  - Metro Center work on curriculum & school climate
- ◎ **Communication**
  - Communication about code of conduct
  - Student and parent information/awareness of specific areas of concern

# FUTURE PLANS

- ◉ Continued direct instruction in multiple venues, throughout the year, including instruction related to Dignity for All Students Act and use of alcohol/illegal drugs
- ◉ Continued emphasis on prevention
- ◉ Professional development in equity, inclusion, mental health and working with students with intense needs
- ◉ Curriculum Review with the Metro Center
- ◉ Increased communication with families
- ◉ Review of the SRO program